










-  1. Start out going NORTHWEST on MEETING ST toward BROAD ST. 2.1 mi [Map](#)
-  2. Merge onto I-26 W via the ramp on the LEFT toward NORTH CHARLESTON/COLUMIBA. 55.2 mi [Map](#) | [Avoid](#)
-  3. Take the SC-210 exit, EXIT 165, toward BOWMAN. 0.3 mi [Map](#) | [Avoid](#)
-  4. Turn LEFT onto VANCE RD/SC-210. 1.8 mi [Map](#) | [Avoid](#)
-  5. Turn RIGHT onto EBENEZER RD. 1.5 mi [Map](#) | [Avoid](#)
-  6. Turn LEFT onto WINTER CREEK RD. 0.0 mi [Map](#) | [Avoid](#)
-  7. Turn RIGHT to stay on WINTER CREEK RD. 1.4 mi [Map](#) | [Avoid](#)
-  8. Turn SHARP RIGHT onto ARISTA RD. 0.0 mi [Map](#) | [Avoid](#)
-  9. 707 ARISTA RD is on the RIGHT.